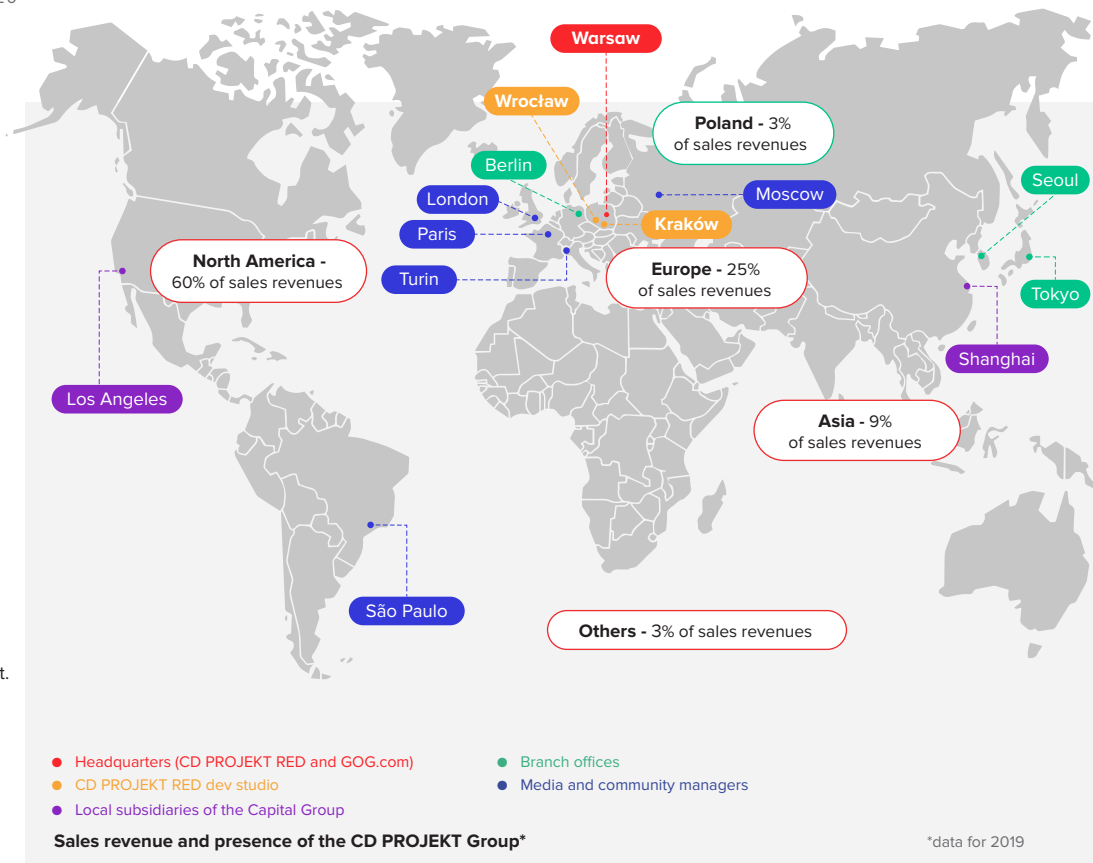




Fact Sheet

CD PROJEKT S.A. conducts business on the dynamically growing video games market. CD PROJEKT S.A. is the holding company of the CD PROJEKT Group.

The CD PROJEKT Group conducts operating activities in two key segments – CD PROJEKT RED and GOG.com.



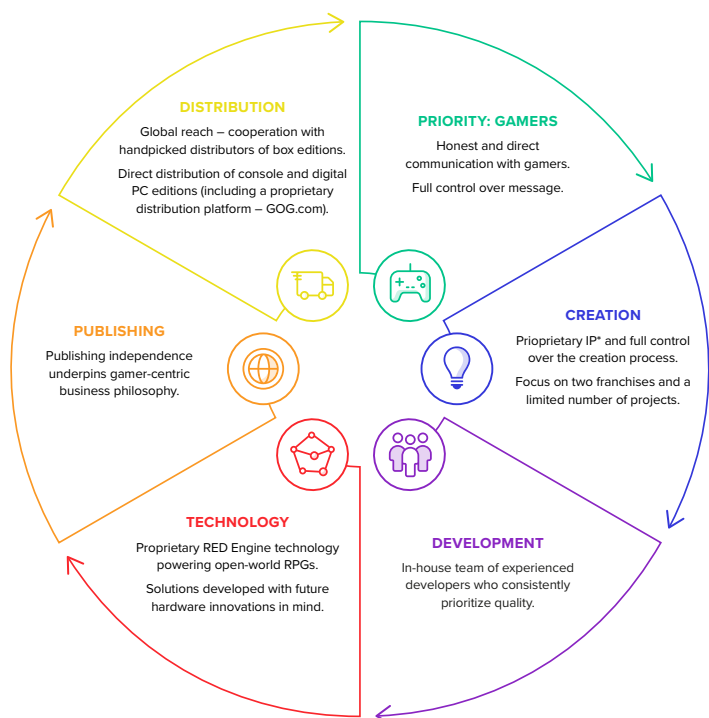
About CD PROJEKT RED

Videogame development is carried out by the CD PROJEKT RED Studio – part of the CD PROJEKT Group. This activity comprises developing and publishing videogames, licensing the associated distribution rights, coordinating and directly pursuing PR and marketing activities related to the Studio's own products, manufacturing and selling or licensing tie-in products which exploit the commercial appeal of the Company's brands: *The Witcher* and *Cyberpunk*.

Key facts:

- over 40 million copies sold of *The Witcher*, *The Witcher 2: Assassins of Kings* and *The Witcher 3: Wild Hunt*,
- over 50 million views of *Cyberpunk 2077* E3 cinematic trailer across all platforms,
- over 200 awards for *Cyberpunk 2077*,
- 96% of sales revenues from exports.

CD PROJEKT RED business model



* Proprietary brands: The Witcher and Cyberpunk

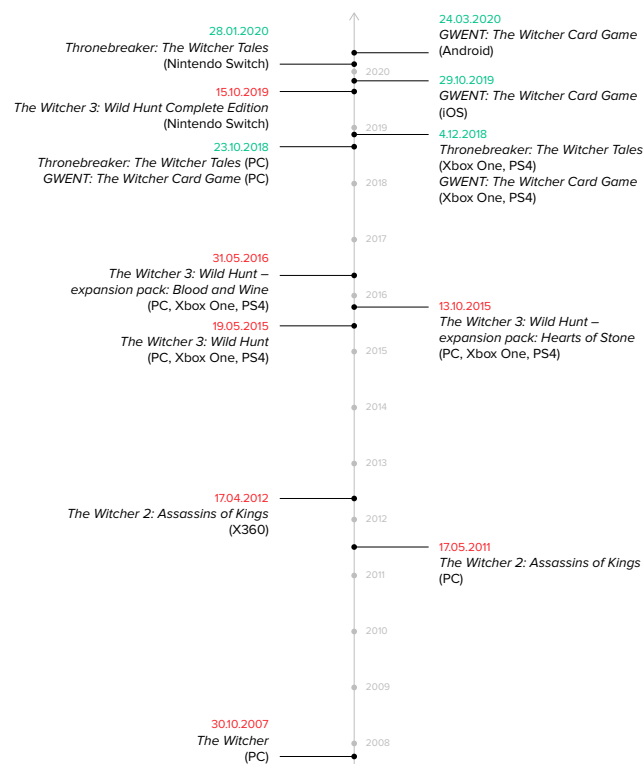
About GOG.com

Digital distribution of computer games at a global scale is carried out by the GOG.com platform and GOG Galaxy application, owned by GOG sp. z o.o. The activity comprises selling and delivering game binaries directly to the user's devices. GOG team develops GOG GALAXY 2.0, an app that allows gamers to combine their game shelves into a single library, and to communicate with friends and track their progress regardless of their preferred gaming platforms.

Key facts:

- nearly 3700 games in GOG.com catalogue,
- cooperation with over 600 publishers and developers of videogames from all over the world,
- the GOG.com platform is available in six languages,
- 94% of sales revenues from exports.

CD PROJEKT RED games portfolio



Management Board - professional experience in CD PROJEKT Group

Adam Kiciński	Marcin Iwiński	Piotr Nielubowicz	Adam Badowski	Michał Nowakowski	Piotr Karwowski
President, Joint CEO	Co-founder, Joint CEO	Vice President, CFO	Board Member, Head of CD PROJEKT RED studio	Member of the Board of Business Development	Member of the Board of Online Technology
26 years	26 years	21 years	17 years	15 years	13 years

Investment highlights

- great potential in the global videogame market; estimated total volume in 2022: 189.6 billion USD*,
- strong exposure of the CD PROJEKT Group to the global market (with exports accounting for 96% of the Group's consolidated sales revenues),
- experienced Board in possession of a major block of Company shares,
- The Witcher and Cyberpunk brands recognizable throughout the world,
- ambitious goals expressed in the Group strategy for 2016-2021.

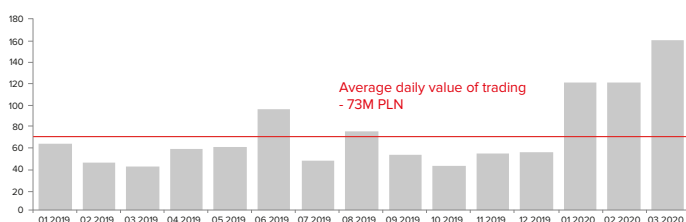
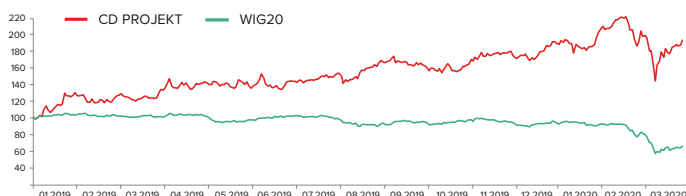
*Newzoo

About the CD PROJEKT Group

1100+ people employed in CD PROJEKT Group

44 number of nationalities represented

CD PROJEKT S.A. – share price and trading value*



*Stock price in PLN; average daily trading value on monthly basis in million PLN

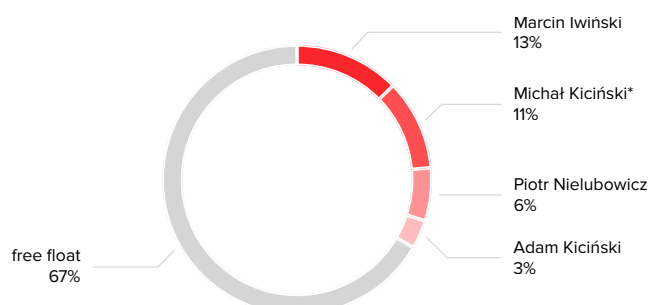
Financial summary report

in thousand PLN	W2 PC 2011	W2 X360 2012	2013	2014	W3 2015	2016	2017	2018	2019
Sales revenues	136 210	164 040	142 172	96 194	798 014	583 903	463 184	362 901	521 272
Depreciation	1 978	2 617	3 139	3 162	5 146	35 640	4 906	16 635	37 487
EBIT*	27 622	28 367	14 874	6 150	424 193	303 627	240 940	112 392	180 286
Profit before taxation	27 229	28 287	17 190	9 340	421 585	311 938	247 405	123 033	189 162
Net profit	23 962	28 125	14 900	5 212	342 430	250 514	200 270	109 334	175 315
Net profit from continuing operations	23 962	28 125	14 851	9 517	342 430	250 514	200 270	109 334	175 315

in thousand PLN	31.12.2011	31.12.2012	31.12.2013	31.12.2014	31.12.2015	31.12.2016	31.12.2017	31.12.2018	31.12.2019
Fixed assets	90 762	94 202	95 047	93 254	119 187	170 644	255 535	396 431	679 097
Current assets	94 964	108 690	122 588	155 683	554 759	704 316	725 978	730 407	725 011
including: cash and cash equivalents	9 819	26 866	39 684	34 395	393 637	557 204	647 516	659 370	482 301
Total assets	185 726	202 892	217 635	248 937	673 946	874 960	981 513	1 126 838	1 404 108
Equity	123 809	151 530	167 368	168 018	513 675	776 938	882 899	1 002 864	1 105 651
Long-term liabilities	7 590	7 604	5 276	2 137	18 414	8 275	4 130	6 691	25 158
Short-term liabilities	54 327	43 758	44 991	78 782	141 857	89 747	94 484	117 283	273 299
including: credits and loans	13 404	4 745	21	0	0	0	0	0	0
Total equity and liabilities	185 726	202 892	217 635	248 937	673 946	874 960	981 513	1 126 838	1 404 108

*operating profit

Shareholder structure



Founders and Management Board members

Shares on the stock market*

GPW ticker	CDR
Bloomberg Stock Code	CDR PW
Reuters Stock Code	CDR.WA
Index on the WSE	WIG20
Number of shares in WSE trading	96 120 000
Market capitalisation	32B PLN
Share price MIN (12TM)	195.2 PLN
Share price MAX (12TM)	336.0 PLN
Average daily trading volume (12TM)	320 thousand of shares
Average daily trading value (12TM)	80M PLN
Average number of transactions per session (12TM)	4.8 thousand of shares

*as of 9 April 2020

IR events

- **May 28, 2020** - Consolidated quarterly report for Q1 2020
- **September 3, 2020** - Consolidated semiannual report for H1 2020
- **November 26, 2020** - Consolidated quarterly report for Q3 2020

Join us



CD PROJEKT S.A.
ul. Jagiellońska 74
03-301 Warszawa

Investor relations
CD PROJEKT S.A.
ir@cdprojekt.com
tel. +22 519 69 00

